



US00D410073S

**United States Patent** [19]  
**Barnett**

[11] **Patent Number: Des. 410,073**  
[45] **Date of Patent: \*\* May 18, 1999**

[54] **DRAIN APPARATUS**

[76] Inventor: **Ralph L. Barnett**, 2721 Alison La.,  
Wilmette, Ill. 60091-2101

[\*\*] Term: **14 Years**

[21] Appl. No.: **29/089,112**

[22] Filed: **Jun. 8, 1998**

[51] **LOC (6) Cl. .... 23-01**

[52] **U.S. Cl. .... D23/261**

[58] **Field of Search .... D5/54, 58, 60,**  
**D5/61; D7/667; D23/260-261; D25/113-115,**  
**118-119, 121-122, 124, 53; D32/56; 4/286-292,**  
**507, 510, 615, 650, 679, 903; 312/229;**  
**404/2, 4; 52/12, 302.3; D21/485, 491-492,**  
**501; 446/69, 85**

[56] **References Cited**

**U.S. PATENT DOCUMENTS**

D. 27,673 9/1897 Greger ..... D25/36

D. 92,934 7/1934 Spencer ..... D11/147  
D. 373,291 9/1996 Auker ..... D8/1  
548,381 10/1895 Mulligan ..... 210/318  
3,007,256 11/1961 Rouy ..... 34/237

*Primary Examiner*—Alan P. Douglas  
*Assistant Examiner*—Reid Hecker  
*Attorney, Agent, or Firm*—Jack Shore; Hamman & Benn

[57] **CLAIM**

The ornamental design for a drain apparatus, as shown and described.

**DESCRIPTION**

FIG. 1 is a perspective view of a drain apparatus showing my new design;

FIG. 2 is a top view thereof;

FIG. 3 is a side view thereof; and,

FIG. 4 is a bottom view thereof.

**1 Claim, 1 Drawing Sheet**

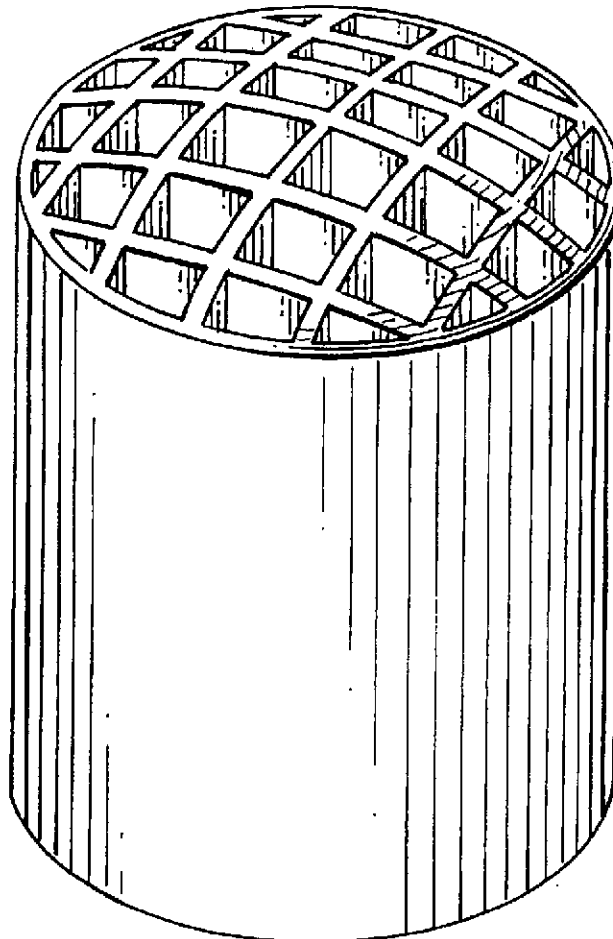


FIG. 1

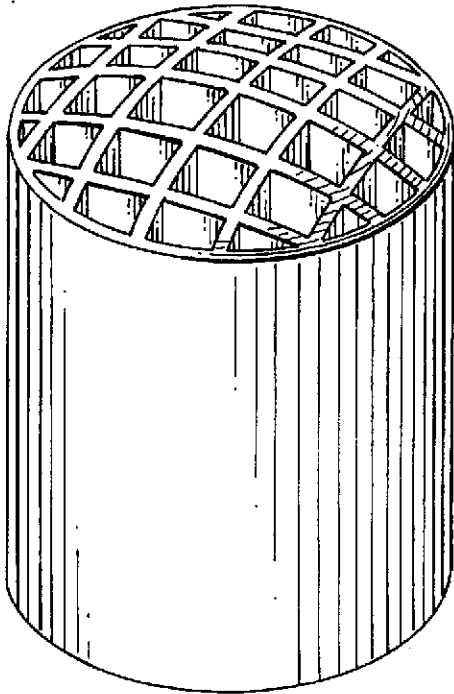


FIG. 2

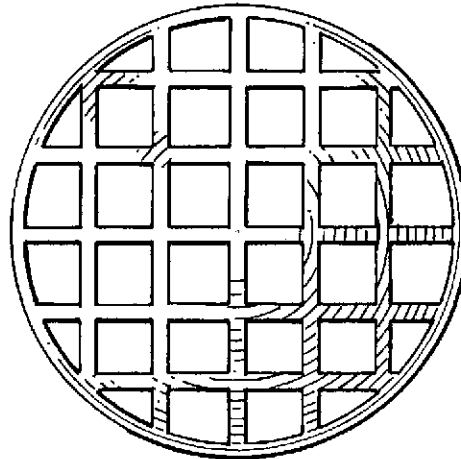


FIG. 3

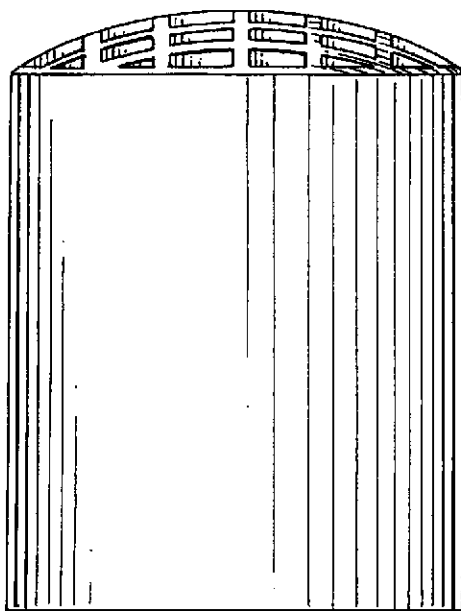


FIG. 4

